

10 4x100m Freestyle Women Final











Official

Open New Zealand Short **3:37.70**
 NZR Course Record
 2006-04-08 China







NZL
 NZL

☰ Entries ☰ Heats

Total

| Rank | Competitor | Age | Club | RT | FINA | Result |
|------|--|------------|--|-------|---------|---|
| 1 |  Coast Swi... | 13 |  Coast Swi... | +0.74 | | 3:46.38 Entry: 3:42.28 (+ 4.1) |
| | Zoe Peder... | 16 (+0.74) | 13.96 | 28.18 | 55.49 | |
| | Amber Geo... | 18 | 14.76 | 29.71 | 1:53.55 | |
| | Lily Humph... | 16 (+0.57) | 14.54 | 29.47 | 2:51.19 | |
| | Helena Ga... | 28 (+0.43) | 14.00 | 28.59 | 3:46.38 | |
| 2 |  St Paul's S... | 13 |  St Paul's S... | +0.68 | | 3:49.43 Entry: 3:48.42 (+ 1.01) |
| | Laura Little... | 19 (+0.68) | 13.86 | 28.09 | 54.88 | |
| | Amelie Austin | 16 (+0.54) | 14.94 | 30.98 | 1:54.75 | |
| | Sophie Perry | 17 (+0.13) | 14.61 | 29.85 | 2:52.64 | |
| | Nina De C... | 15 | 14.56 | 28.70 | 3:49.43 | |
| 3 |  Mt Maunga... | 13 |  Mt Maunga... | +0.72 | | 3:50.14 Entry: 3:49.36 (+ 0.78) |
| | Molly Shivr... | 20 (+0.72) | 14.15 | 29.01 | 56.71 | |
| | Keira Allott | 18 (+0.33) | 14.62 | 29.29 | 1:54.71 | |
| | Talitha Mc... | 17 (+0.33) | 14.68 | 29.80 | 2:52.44 | |
| | Pippa Nicol | 18 (+0.46) | 14.70 | 29.64 | 3:50.14 | |
| 4 |  Hamilton A... | 13 |  Hamilton Aq... | +0.72 | | 3:52.61 Entry: 3:56.98 (- 4.37) |
| | Olivia Emm... | 15 (+0.72) | 14.56 | 29.54 | 57.78 | |
| | Chloe Peters | 15 (+0.47) | 14.64 | 29.90 | 1:55.59 | |
| | Ariella Riley | 15 (+0.58) | 15.58 | 30.92 | 2:56.22 | |
| | Gina McCa... | 21 (+0.28) | 14.25 | 28.83 | 3:52.61 | |
| 5 |  United Swi... | 13 |  United Swi... | +0.75 | | 3:54.22 Entry: 3:51.53 (+ 2.69) |
| | Mia MacDo... | 14 (+0.75) | 14.95 | 30.97 | 59.94 | |
| | Sara Jame... | 17 (+0.47) | 14.79 | 30.34 | 1:58.45 | |
| | Louise Eccl... | 16 (+0.49) | 14.79 | 30.60 | 2:57.74 | |
| | Eva Allan | 17 | 14.12 | 29.45 | 3:54.22 | |
| 6 |  Tasmania A... | 13 | Tasmania | +0.71 | | 3:54.54 Entry: 3:57.58 (- 3.04) |
| | Isabella Mu... | 15 (+0.71) | 14.78 | 29.98 | 58.12 | |
| | Abbie King ... | 15 (+0.38) | 14.37 | 29.71 | 1:55.75 | |
| | Abigail Eva... | 16 (+0.27) | 15.10 | 31.09 | 2:55.65 | |
| | Taylor Broc... | 15 | 14.97 | 30.48 | 3:54.54 | |
| 7 |  Nga Tai Tu... | 13 |  Nga Tai Tu... | +0.55 | | 3:55.65 Entry: 3:54.49 (+ 1.16) |
| | Brooke Miles | 18 (+0.55) | 14.31 | 29.23 | 56.96 | |
| | Annie Jenc... | 20 (+0.23) | 14.75 | 30.28 | 1:55.11 | |
| | Marina Na... | 14 (+0.46) | 15.43 | 31.82 | 2:56.65 | |
| | Neve Tassi... | 17 (+0.53) | 14.80 | 30.22 | 3:55.65 | |

| | | | | | | | |
|----|---|----------------|------------|---|----------------|-------|--|
| 8 |  | North Shore... | 13 |  | North Shore... | +0.67 | 3:55.90 Entry: 3:55.70 (+ 0.2) |
| | | Summer O... | 18 (+0.67) | | 14.16 | 28.61 | 56.04 |
| | | Julia H Kim | 16 (+0.42) | | 15.18 | 31.42 | 1:56.59 |
| | | Melissa Co... | 18 (+0.33) | | 15.05 | 30.34 | 2:56.02 |
| | | Ania Maritz | 15 (+0.40) | | 15.22 | 30.76 | 3:55.90 |
| 9 |  | Coast Swi... | 13 |  | Coast Swi... | +0.71 | 3:56.10 Entry: 3:54.00 (+ 2.1) |
| | | Zyleika Pra... | 19 (+0.71) | | 14.43 | 29.42 | 57.65 |
| | | Savannah-... | 17 (+0.42) | | 15.01 | 30.67 | 1:57.11 |
| | | Mia Stanle... | 16 (+0.53) | | 14.97 | 30.65 | 2:56.91 |
| | | Charlie Tw... | 18 (+0.50) | | 14.91 | 30.41 | 3:56.10 |
| 10 |  | Neptune S... | 13 |  | Neptune S... | +0.73 | 3:59.07 |
| | | Nicole Lockie | 20 (+0.73) | | 15.22 | 31.02 | 1:00.54 |
| | | Emilia Finer | 18 (+0.93) | | 15.13 | 30.19 | 2:00.66 |
| | | Poppy Hen... | 18 (+0.55) | | 15.12 | 30.58 | 3:01.16 |
| | | Rae Kwan | 19 (+0.41) | | 14.55 | 29.75 | 3:59.07 |
| 11 |  | ACU Blackt... | 13 | | ACU Blackt... | +0.73 | 4:00.18 Entry: 3:58.11 (+ 2.07) |
| | | Lexi Harris... | 21 (+0.73) | | 14.56 | 29.37 | 57.88 |
| | | Jacinta Ess... | 21 (+0.56) | | 15.11 | 30.24 | 1:57.23 |
| | | Hanna Lew... | 14 (+0.36) | | 15.44 | 31.79 | 2:59.34 |
| | | Kaylen Twe... | 15 (+0.15) | | 15.11 | 31.65 | 4:00.18 |
| 12 |  | Pukekohe ... | 13 | | Pukekohe ... | +0.62 | 4:03.59 Entry: 4:01.35 (+ 2.24) |
| | | Paige Sche... | 25 (+0.62) | | 14.35 | 29.23 | 57.22 |
| | | Armani Toh... | 17 (+0.45) | | 15.27 | 31.49 | 1:58.18 |
| | | Emma Wall... | 17 (+0.58) | | 15.54 | 31.43 | 2:59.52 |
| | | Meg Shuker | 18 | | 15.78 | 32.95 | 4:03.59 |
| 13 |  | Jasi Swim ... | 13 |  | Jasi Swim ... | +0.71 | 4:03.82 Entry: 4:02.79 (+ 1.03) |
| | | Mia Flint | 14 (+0.71) | | 15.30 | 31.38 | 1:01.15 |
| | | Izzy Parme... | 18 | | 15.34 | 30.93 | 2:01.56 |
| | | Elisia Wong | 20 (+0.14) | | 15.62 | 32.39 | 3:04.26 |
| | | Maddy Hor... | 18 (+0.36) | | 15.09 | 30.63 | 4:03.82 |
| 14 |  | Tasman Sw... | 13 |  | Tasman Sw... | +0.59 | 4:06.60 Entry: 4:04.60 (+ 2) |
| | | Brooke Swan | 16 (+0.59) | | 15.46 | 31.58 | 1:01.54 |
| | | Madeline S... | 15 | | 15.65 | 32.16 | 2:03.95 |
| | | Mya Ketel | 16 (+0.63) | | 16.10 | 32.53 | 3:07.22 |
| | | Samantha ... | 17 (+0.53) | | 15.08 | 30.38 | 4:06.60 |
| 15 |  | Wharenui S... | 13 |  | Wharenui S... | +0.74 | 4:07.30 Entry: 4:00.07 (+ 7.23) |
| | | Rylee McB... | 16 (+0.74) | | 15.15 | 30.85 | 1:00.63 |
| | | Bridie Quayle | 15 | | 15.63 | 31.02 | 2:01.76 |
| | | Sophia Mol... | 16 (+0.50) | | 15.54 | 32.41 | 3:04.47 |
| | | Mia Spenc... | 13 (+0.58) | | 15.67 | 32.02 | 4:07.30 |
| 16 |  | Mt Maunga... | 13 |  | Mt Maunga... | +0.73 | 4:07.36 Entry: 4:07.55 (- 0.19) |
| | | Monique B... | 16 (+0.73) | | 15.18 | 31.22 | 1:00.75 |
| | | Isabella Da... | 15 | | 15.83 | 32.08 | 2:02.97 |
| | | Zaniqua Pr... | 15 | | 15.66 | 31.40 | 3:03.81 |
| | | Amelie Pea... | 15 (+0.62) | | 16.07 | 32.43 | 4:07.36 |

| | | | | | |
|----|---|------------|---|---------|--------------------------|
| 17 |  Tawa Swim... | 13 |  Tawa Swim... +0.63 | 4:07.43 | Entry: 4:04.51 (+ 2.92) |
| | Charlotte G... | 17 (+0.63) | 14.91 30.63 59.75 | | |
| | Ella Hanley | 14 (+0.90) | 16.54 33.06 2:04.04 | | |
| | Bella Sheri... | 15 (+0.40) | 15.66 32.30 3:06.49 | | |
| | Mia Booth | 18 | 15.21 31.47 4:07.43 | | |
| 18 |  Aquagym S... | 13 |  Aquagym S... +0.72 | 4:08.82 | Entry: 4:09.27 (- 0.45) |
| | Hannah King | 17 (+0.72) | 15.69 31.63 1:02.38 | | |
| | Skye Trist | 16 (+0.55) | 15.55 32.19 2:04.75 | | |
| | Jaeda Lync... | 16 (+0.25) | 15.71 32.12 3:07.23 | | |
| | Lucy Ellis | 17 (+0.36) | 15.44 31.39 4:08.82 | | |
| 19 |  Selwyn Swi... | 13 |  Selwyn Swi... +0.76 | 4:10.57 | Entry: 4:11.33 (- 0.76) |
| | Ella Wilson | 13 (+0.76) | 15.45 31.93 1:02.42 | | |
| | Laura Men... | 14 (+0.19) | 16.21 33.24 2:06.30 | | |
| | Layla Mac... | 15 (+0.41) | 15.72 32.00 3:08.66 | | |
| | Chloe New... | 18 (+0.13) | 15.86 32.24 4:10.57 | | |